

# Velvet

## UNDERGLAZES

*for a vivid underglaze palette*



Conforms to  
ASTM D-4236



Layering™



Safe for Spray  
Application™



Food Safe™

\* Approved when applied  
and fired under AMACO LG-10,  
F-10, or HF-9 clear glazes



V-308  
Yellow



V-391  
Intense Yellow



V-309  
Deep Yellow



V-350  
Orange



V-304  
Straw



V-389  
Flame Orange



V-390  
Bright Orange



V-384  
Real Orange



V-387  
Bright Red



V-383  
Light Red



V-388  
Radiant Red



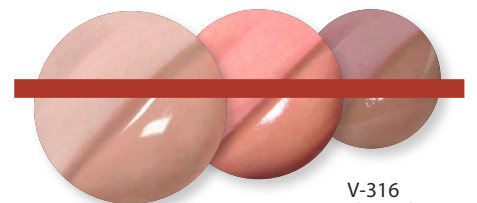
V-382  
Red



V-317  
Coral



V-324  
Blush

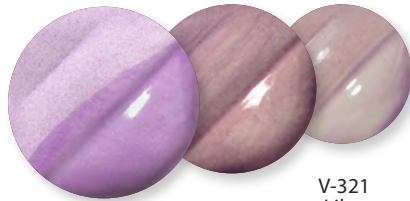


V-316  
Light Pink


Plate: V-327 Turquoise Blue, V-387 Bright Red, V-384 Real Orange, V-369 Fawn, and HF-9 Zinc-Free Clear on 11-M A-Mix White Stoneware Clay. Fired to Cone 5.



V-379  
Ultra Violet



V-321  
Lilac



V-325  
Baby Blue



V-380  
Violet



V-320  
Lavender




V-326  
Medium Blue



V-318  
Rose




V-381  
Amethyst



V-386  
Electric Blue



V-375  
Maroon



V-322  
Purple



V-336  
Royal Blue



V-323  
Salmon



V-315  
Peach



FIRING KEY

Cone 05 tiles are AMACO 20-M Versa Clay. Glazed with LG-10 Clear Transparent.  
Cone 5/10 tiles are AMACO 38 White Stoneware. Glazed with HF-9 Zinc-Free Clear.




# Velvet

## UNDERGLAZES



V-363  
Morning Fog




V-364  
Elephant



V-328  
Iceberg Blue



V-356  
Pearl Gray



V-365  
Slate



V-347  
Pistachio



V-349  
Cactus



V-372  
Mint Green



V-345  
Light Green



V-354  
Leaf Green



V-353  
Dark Green




V-343  
Chartreuse



V-333  
Avocado



V-376  
Hunter Green



V-332  
Teal Blue




V-341  
Blue Green




V-327  
Turquoise Blue



V-361  
Jet Black



V-370  
Velour Black



V-362  
Ultra Black

Cone 05 tiles are AMACO 20-M Versa Clay. Glazed with LG-10 Clear Transparent.  
Cone 5/10 tiles are AMACO 38 White Stoneware. Glazed with HF-9 Zinc-Free Clear.

Town Hall: V-385 Cinnamon, V-360 White, V-370 Velour Black,  
V-333 Avocado on AMACO 20-M Versa Clay. Fired to Cone 05.



V-301  
Ivory Beige




V-360  
White



V-359  
Ultra White



V-366  
Teddy Bear Brown



V-303  
Terra Cotta



V-385  
Cinnamon



V-313  
Red Brown



V-314  
Chocolate Brown



\* Approved when applied and fired under AMACO LG-10, F-10, or HF-9 clear glazes



Bank: V-387 Bright Red, V-327 Turquoise Blue, V-308 Yellow, V-360 White, V-370 Velour Black on AMACO 20-M Versa Clay. Fired to Cone 05.



FIRING KEY  
17





# smugs

semi-moist  
underglazes

for watercolor effects.  
fires most vivid at cone 05


Semi-Moist  
Underglaze Pan Set  
**No. 108**



Semi-Moist  
Underglaze Pan Set  
**No. 109**



Semi-Moist  
Underglaze Pan Set  
**No. 110**



Semi-Moist  
Underglaze Pan Set  
**No. 111**



\* Approved when applied and fired under AMACO® LG-10, F-10, or HF-9 clear glazes





Vivid Vibrant Color, economically priced -  
that's our commitment to you.

# FUNDAMENTALS®

You deserve consistent performance each time you use and repurchase an underglaze. Mayco's Fundamentals® were developed by our ceramic engineer, manufactured under stringent QC standards, and tested by our staff artists for color consistency, usability, and performance on various clay bodies and firing temperatures.

Fundamentals® Underglazes are AP Certified Non-Toxic and dinnerware safe when clear glaze is applied.



Dinnerware Safe  
with Clear Glaze



UG-51  
China White



UG-67  
Ivory



UG-46  
Bright Yellow



UG-203  
Squash Yellow



UG-58  
Harvest Gold



UG-85  
Orange Sorbet



UG-204  
Orange



UG-217  
Red Coral



UG-206  
Fire Engine Red



UG-207  
Flame Red



UG-208  
Dragon Red




UG-10  
Crimson



UG-215  
Blush



UG-146  
Pink Pink



UG-216  
Peach



UG-92  
Lilac



UG-87  
Regal Purple



UG-93  
Wild Violet



UG-94  
Pansy Purple



UG-3  
Baby Blue



UG-72  
Wedgewood Blue



UG-2  
Sea Blue



UG-97  
Bright Blue



UG-1  
Kings Blue



UG-19  
Electra Blue



UG-82  
Tuscon Turquoise



UG-219  
Marine Blue



UG-209  
Jade



UG-91  
True Teal



UG-220  
Sage



UG-68  
Apple Green



UG-90  
Green Mist



UG-218  
Pear Green



UG-22  
Spring Green



UG-21  
Leaf Green




UG-210  
Forest Green



UG-32  
Cocoa



UG-30  
Sand



UG-57  
Spice Brown



UG-213  
Cinnamon



UG-31  
Chocolate



UG-34  
Chestnut Brown



UG-53  
Silver Grey



UG-221  
Cement



UG-198  
Dark Grey




UG-50  
Jet Black



# DESIGNER LINER

Designer Liner is clay based and heavily pigmented. Use this versatile product to create fine detail with lines, dots, and letters. The metal writer tip allows for ultimate control to draw ultra-fine or bold lines, typography and intricate illustration, or apply with a brush to create watercolor or ink wash effects. Designer Liner is best when used under non-moving transparent or semi-transparent glazes. Designer Liner will fire matte when glaze is not applied over top. AP Non-Toxic, Food Safe and dinnerware safe when clear glaze is applied. Fires from cone 06-10, with little change in performance between firing temperatures.

For all product information, visit [MaycoColors.com](http://MaycoColors.com)



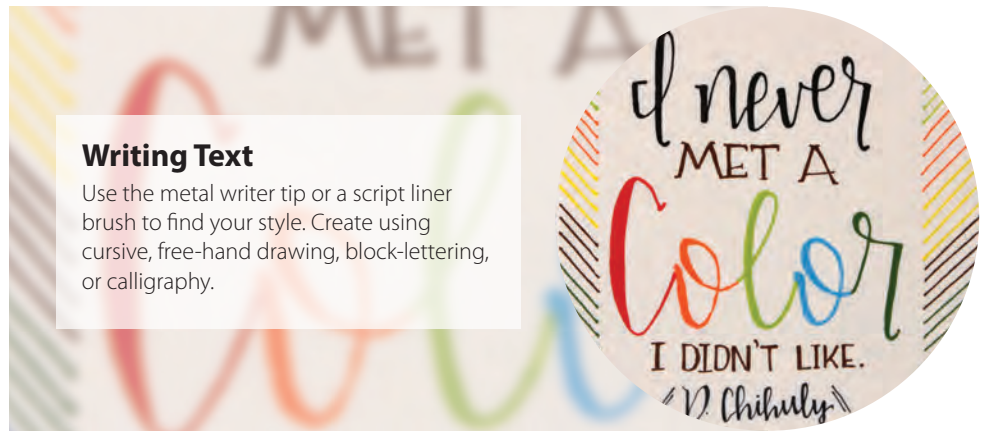
# DESIGNER LINER KIT

**DL-KIT3** Contains 6 1.25 oz. bottles of the best selling Designer Liner colors.



SG-401 Black  
SG-402 White  
SG-403 Red  
SG-404 Blue  
SG-406 Brown  
SG-408 Bright Green

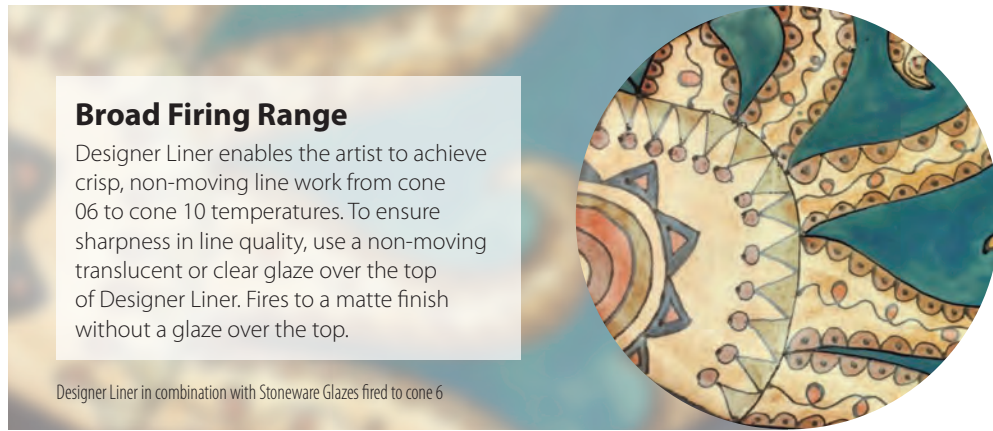
**Fine Detail Illustration**  
Try all types of linework to create depth and visual interest. Designer Liner is the tool to draw in all styles; pointillism, cross-hatching, and scumbling.



**Writing Text**  
Use the metal writer tip or a script liner brush to find your style. Create using cursive, free-hand drawing, block-lettering, or calligraphy.



**Brush Work**  
Use a brush to apply Designer Liner to simulate a watercolor or ink wash effect.



**Broad Firing Range**  
Designer Liner enables the artist to achieve crisp, non-moving line work from cone 06 to cone 10 temperatures. To ensure sharpness in line quality, use a non-moving translucent or clear glaze over the top of Designer Liner. Fires to a matte finish without a glaze over the top.

Designer Liner in combination with Stoneware Glazes fired to cone 6

# AVAILABLE SIZING



1.25 oz squeeze bottle (includes metal writing tip)

# FUNDAMENTALS® AT CONE 6

Many Fundamentals® Underglazes perform well at mid-range (cone 5/6) and higher temperatures (cone 9/10). We recommend testing at your preferred firing temperature prior to use. Cone 6 performance is noted on each color's label.



Chips shown represent Underglaze applied to mid-range stoneware bisque fired to cone 04. SW-001 Stoneware Clear Glaze was applied to the right-side of the chip and glaze fired to cone 6. SW-004 Zinc-Free Clear was applied to UG-21 Leaf Green, UG-22 Spring Green, UG-34 Chestnut Brown and UG-198 Dark Grey.





Also known as **“The Wonder Glaze”** because of its versatility of use. The unique Stroke & Coat® formulation combines the performance properties of an underglaze with the fired finish results of a gloss glaze. Stroke & Coat® glazes can be applied to earthenware, stoneware, terracotta, or porcelain surfaces of clay or bisque and can be fired from cones 06 to 6, with most colors reaching cone 10 in oxidation or reduction fire.

Stroke & Coat® is a heavily pigmented, viscous glaze line that can be used for brush strokes or opaque coverage. Use these glazes to create intricate, detailed designs and butt up to one another without colors moving. When used in a majolica process, Stroke & Coat® will not move nor blend with the colors beneath. Stroke & Coat® colors are intermixable, allowing artists to create custom shades. Thin with water or media to create a “wash” or watercolor style of design. Because the liquid color is consistent with the fired color, artists will have no trouble visualizing finished results as they create.

Performing just as their counterpart, Speckled Stroke & Coat® glazes are an enhanced version of popular Stroke & Coat® colors. The addition of small specks of color to the base glaze provides a fun visual interest that does not melt or flow during the glaze firing.

**AP Certified Non-Toxic, Food Safe and Dinnerware Safe when used according to manufacturer’s directions.** Stroke & Coat® glazes are suitable for artists of all ages. And because of its versatility, it is the ideal product of choice for studio, classroom, potter or fine artist. Stroke & Coat® - *The Creative Choice.*

### New Glazes



SC-98  
Slime Time




SC-99  
Char-ming



MaycoColors.com

SC-16 Cotton Tail	SC-37 Ivory Tower	SC-55 Yella Bout It	SC-6 Sunkissed	SC-42 Butter Me Up
SC-24 Dandelion	SC-97 Cant-elope	SC-80 Basketball	SC-23 Jack O'Lantern	SC-50 Orange Ya Happy
SC-2 Melon-Choly	SC-89 Cutie Pie Coral	SC-75 Orange-A-Peel	SC-88 Tu Tu Tango	SC-73 Candy Apple Red
SC-74 Hot Tamale	SC-87 Ruby Slippers	SC-81 Cinnamon Stix	SC-1 Pink-A-Boo	SC-70 Pink-A-Dot
SC-95 Pinkie Swear	SC-17 Cheeky Pinky	SC-18 Rosey Posey	SC-3 Wine About It	SC-40 Blueberry Hill
SC-85 Orkid	SC-53 Purple Haze	SC-72 Grape Jelly	SC-13 Grapel	SC-33 Fruit of the Vine
SC-58 501 Blues	SC-71 Purple-licious	SC-91 Seabreeze	SC-45 My Blue Heaven	SC-65 Peri-Twinkle



## General Use

One coat of Mayco Stroke & Coat® will create a translucent finish with subsequent coats adding opacity. We suggest 2-3 coats for full opacity and all over coverage. Let dry between coats. Stroke & Coat® glazes will fire to a gloss finish without clear glaze. However, if desired, a clear glaze (such as NT-CLR Clear One Dipping Glaze or S-2101 Crystal Clear Brushing) can be added. For application on wet or leatherhard clay and firing to cone 04, colors will retain their vibrancy with huge time savings. We recommend leaving an area unglazed, such as the back or bottom of the unfired piece, to allow for out-gassing of the clay during the single-firing process.

Stroke & Coat® glazes have been formulated to mature at cone 06/05. Most Stroke & Coat® glazes will maintain their color at higher temperatures, especially reds, oranges, yellows, greens, and blues. Their performance at cone 6 is noted on each individual product label with any changes. We recommend testing on your clay and in your kiln prior to use. Results at cone 6 can be found at the end of the brochure.

Stroke & Coat® glazes are AP Certified Non-Toxic, Food Safe and Dinnerware Safe when used according to manufacturer's directions.





## Speckled Stroke & Coat®



Speckled Stroke & Coat® glazes provide a fun visual interest!




## Stroke & Coat® at Cone 6



### Mid-Range

Many Stroke & Coat® glazes perform well at mid-range (cone 5/6) and higher temperatures (cone 9/10). Darker colors such as red, orange, yellow, blue and green may darken compared to their cone 06 results. Lighter colors such as tan, purple and pink will fade. We recommend testing at your preferred firing temperature prior to use. Cone 6 performance is noted on each color's label.





SC-95  
Pinkie Swear



SC-17  
Cheeky Pinky



SC-18  
Rosey Posey



SC-3  
Wine About It



SC-40  
Blueberry Hill



SC-85  
Orkid



SC-53  
Purple Haze



SC-72  
Grape Jelly



SC-13  
Grapel



SC-33  
Fruit of the Vine



SC-58  
501 Blues



SC-71  
Purple-licious



SC-91  
Seabreeze



SC-45  
My Blue Heaven



SC-65  
Peri-Twinkle



SC-30  
Blue Dawn



SC-11  
Blue Yonder




SC-31  
The Blues



SC-76  
Cara-Bein Blue



SC-29  
Blue Grass



SC-12  
Moody Blue



SC-32  
Bluebeard




SC-28  
Blue Isle



SC-9  
Jaded



SC-10  
Teal Next Time



SC-96  
Aqu-ward



SC-77  
Glo-Worm



SC-78  
Lime Light



SC-98  
Slime Time



SC-93  
Honeydew List



SC-43  
Lettuce Alone



SC-27  
Sour Apple



SC-52  
Toad-ily Green



SC-7  
Leapin' Lizard



SC-79  
It's Sage



SC-26  
Green Thumb



SC-39  
Army Surplus



SC-8  
Just Froggy



SC-36  
Irish Luck



SC-86  
Old Lace



SC-54  
Vanilla Dip



SC-46  
Rawhide



SC-20  
Cashew Later



SC-51  
Poo Bear



SC-5  
Tiger Tail



SC-25  
Crackerjack Brown



SC-41  
Brown Cow



SC-48  
Camel Back



SC-14  
Java Bean



SC-34  
Down To Earth



SC-92  
Café Olé



SC-90  
Elephant Ears



SC-83  
Tip Taupe



SC-60  
Silver Lining



SC-35  
Gray Hare



SC-99  
Char-ming



SC-15  
Tuxedo



Visit [MaycoColors.com](http://MaycoColors.com) to explore ideas, draw inspiration and choose your next project from our library.





# Foundations®

Begin your ceramic project with Foundations®. Available in gloss opaque, gloss translucent sheer and soft matte finishes. Foundations® are an essential building block for any ceramic program. The Opaque, Sheer and Matte glazes are easy to apply, consistent in firing performance and budget friendly. Foundations® glazes dry quickly, allowing for immediate additional decorating and same day firing.



## Foundations® OPAQUE

Broad palette of colors that produce a beautiful, smooth high gloss finish and can be intermixed for custom colors.

				
FN-001 White	FN-014 Antique White	FN-013 Light Yellow	FN-002 Yellow	FN-044 Yellow-Orange
				
FN-040 Pumpkin	FN-052 Tangerine	FN-016 Harvest Orange	FN-051 Strawberry	FN-049 Flamingo
				
FN-003 Orange	FN-004 Red	FN-025 Raspberry Whip	FN-015 Brick Red	FN-035 Deep Red
				
FN-047 Light Pink	FN-005 Pink	FN-048 Bright Pink	FN-012 Lavender	FN-028 Wisteria Purple
				
FN-036 Grape	FN-017 Purple	FN-011 Light Blue	FN-034 Big Sky Blue	FN-031 Corn Flower Blue
				
FN-018 Bright Blue	FN-006 Blue	FN-041 Medium Blue	FN-019 Dark Blue	FN-042 Teal Blue


CONE  
06/05  
(998°C - 1031°C)  
(1828°F - 1888°F)



MaycoColors.com




FN-046 Sage  
FN-032 Canton Jade  
FN-043 Bright Jade  
FN-053 Mint  
FN-054 Pistachio



FN-037 Chartreuse  
FN-007 Green  
FN-027 Glade Green  
FN-020 Medium Green  
FN-021 Olive Green



FN-033 Mediterranean Teal  
FN-010 Tree Green  
FN-038 Sand  
FN-022 Tan  
FN-023 Cinnamon



FN-029 Rich Chocolate  
FN-045 Taupe  
FN-008 Brown  
FN-039 Light Gray  
FN-024 Gray



FN-009 Black

Many Foundations® Opaque and Stroke & Coat® glazes are perfect companions, developed to be used together in layering and combination.



## Foundations® SHEER


These translucent glazes add a tint of color to your work, showcasing surface textures and allowing design details to show through.




FN-221 Milk Glass White  
FN-203 Dry Champagne  
FN-207 Orange Slice  
FN-230 Poppy  
FN-209 Floral Pink



FN-208 Crystal Coral  
FN-211 Sheer Blue  
FN-212 Blue Diamond  
FN-213 Saffire Blue  
FN-231 Clearly Jade



FN-214 Pastel Jade  
FN-216 Sea Glass  
FN-201 Golden Clear  
FN-202 Yadro  
FN-204 Mudpuddle Brown



FN-205 Saddle Tan  
FN-220 Sooty Grey

## Foundations® MATTE

Fires to a beautiful, soft subdued matte finish. Matte finish will increase in glossiness if fired higher than cone 06.




FN-301 Marshmallow White  
FN-302 Ivory Cream  
FN-304 Black Velvet



## Cone 6 Results for Foundations® Opaque



## Cone 6 Results for Foundations® Opaque



### Broad Firing Range

Foundations® have been formulated to mature at cone 06/05. However most will maintain their color at higher temperatures. Refer to the individual color label or [MaycoColors.com](http://MaycoColors.com) for cone 6 firing performance. We recommend testing on your clay body and in your kiln prior to use.



To view the entire collection of Foundations® at cone 6, visit [MaycoColors.com](http://MaycoColors.com)

 **Mayco**  
**Jungle Gems™**  
**Crystal Glaze**

*For Artists of All Ages!*

Mayco's Jungle Gems™ Crystal Glazes transform in the kiln when the small pieces of glass frit burst into color and intricate patterns during the firing process. Artists use these beautiful glazes to add dramatic, colorful effects to their creations. Jungle Gems™ Crystal Glazes can be used alone or in combination with other glazes and can be fired from cone 06 to 6. Refer to the individual color label for cone 6 firing performance.

Jungle Gems™ Crystal Glazes have been in the market for many years and were originally formulated using a leaded frit. In 2005, they were converted to a leadless formula, similar to the Mayco Crystalites glaze, which have always been lead-free. We have merged these two great product lines into one, all under the Jungle Gems™ brand. This merge simplifies the selection for the consumer as the glazes perform identically. Crystalite colors will keep their item numbers, name and the entire Crystal Glaze product line remains lead-free.

Jungle Gems™ Crystal Glazes are recommended for ornamental use only when applied to low fire earthenware clay bodies. All but three Jungle Gems™ glazes have been certified as Non-Toxic, suitable for use by artists of all ages when used according to manufacturer's directions. Jungle Gems™ are not recommended for dinnerware produced from low fire earthenware clay bodies as these glazes can exhibit surface textures such as cracks and crevices. While the glazed surface may pass lead & cadmium leach tests, and therefore legally considered Food Safe, attempts to adequately clean the textured surface may cause the underlying porous ware to absorb water and fail. Jungle Gems™ glazes may be considered dinnerware safe if surface texture is eliminated when firing to mid-range or high fire temperatures. We invite you to unleash your creativity with Jungle Gems™ Crystal Glazes.

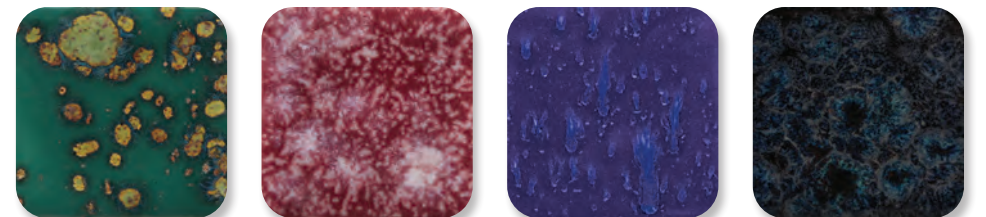

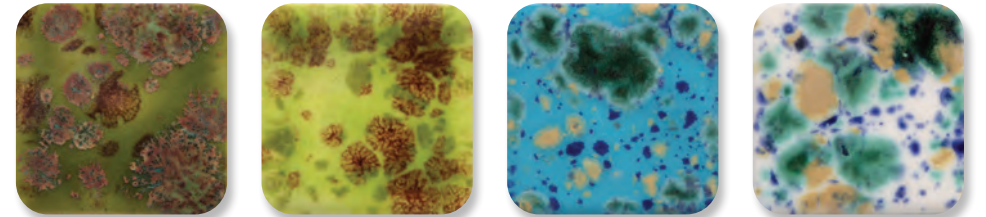
**Available Sizes**

4 oz jar  
 16 oz pint



**Art in a Jar™!**

**New Jungle Gems™ Glazes**



**CONE 06/05**  
 (998°C - 1031°C)  
 (1828°F - 1888°F)




Except:  
 Jungle Gems  
 on page 6  
 marked CL



MaycoColors.com



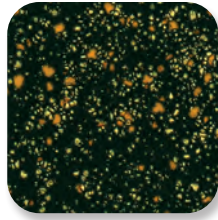




CG-788  
Dutch Enamelware




CG-795  
Yadro Print



CG-798  
Black Iris



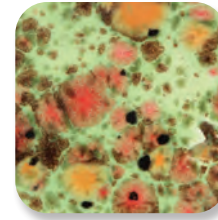
CG-954  
Wildfire



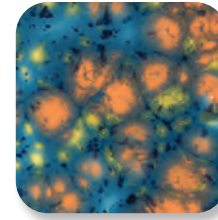
CG-980  
Coral Puff



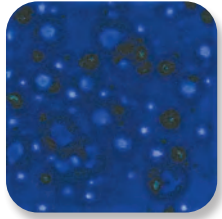
CG-981  
Fruity Freckles



CG-982  
Mixed Melon



CG-983  
Koi Pond



CG-958  
Lagoon Blue




CG-962  
Blue Azure



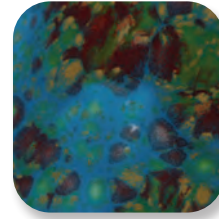
CG-963  
Lemon Lime




CG-964  
Kaleidoscope




CG-984  
Ladybug




CG-985  
Monet's Pond



CG-986  
Smoke & Fire



CG-987  
Tree Frog




CG-965  
Mocha Marble




CG-968  
Peppermint Twist



CG-969  
Floral Fantasy



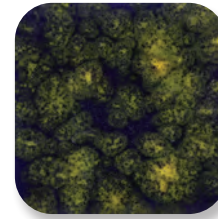
CG-970  
Masquerade




CG-988  
Fireflies



CG-989  
Fruit Punch



CG-990  
Starry Night




CG-991  
Mountain Moss




CG-972  
Dragon's Breath



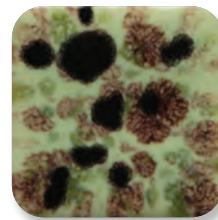
CG-974  
Bloomin' Blue




CG-977  
Ink Spots



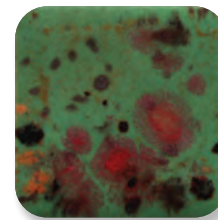
CG-979  
Meadow



CG-992  
Mint Chip



CG-993  
Lavender Sprigs



CG-994  
Field & Flowers



CG-995  
Foggy Mist

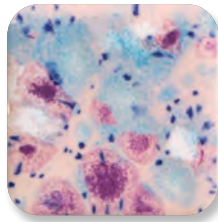




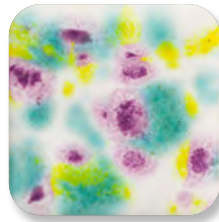
CG-996  
Spring Rain




CG-997  
Seafoam



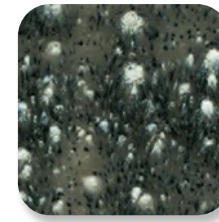
CG-998  
Pink Pixie



CG-999  
Jazz Notes




S-2716  
Celestial Blue



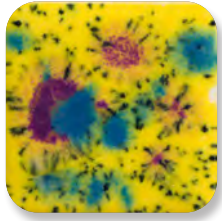
S-2718  
Cosmic Black



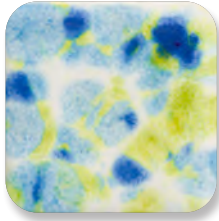
S-2723  
Grape Divine



S-2724  
Lotus Blossom



CG-1000  
Mardi Gras



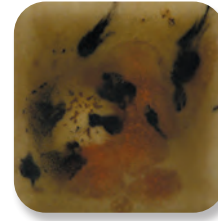
CG-1001  
Gogh Iris



S-2701  
Peacock Eyes



S-2702  
Northern Lights




S-2725  
Safari



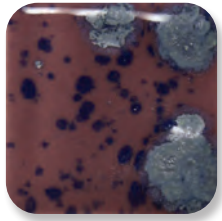
S-2726  
Cheetah



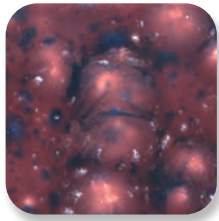
S-2727  
Poppy Fields



S-2729  
Citrus Splash



S-2703  
Berryberry Pie



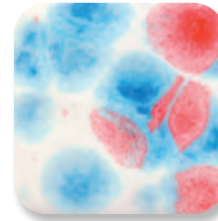
S-2704  
Plum Jelly




S-2708  
Oriental Carmel




S-2709  
Cappuccino Mint



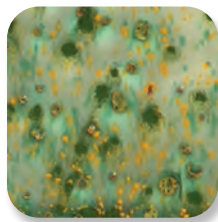
S-2731  
Kaboom



S-2711  
Tahiti Grape



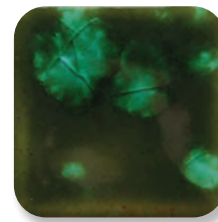
S-2712  
Monsoon Seas



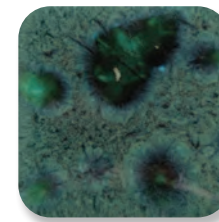
S-2714  
Herb Garden




S-2715  
Spotted Kiwi



CG-707  
Woodland Fantasy



CG-713  
Peacock Green



CG-973  
Alligator

CG-707 and CG-713 are considered health caution due to soluble copper in the formulation. CG-973 is considered health caution due to barium in the formulation.





## Cone 6 Results for Select Jungle Gems™ Crystal Glazes



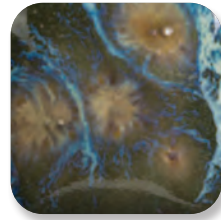
CG-718  
Blue Caprice



CG-722  
Seawind



CG-753  
Sassy Orange



CG-780  
Mystic Jade




CG-954  
Wildfire



CG-962  
Blue Azure



CG-970  
Masquerade



CG-977  
Ink Spots




CG-979  
Meadow



CG-980  
Coral Puff




CG-981  
Fruity Freckles




CG-982  
Mixed Melon



CG-984  
Ladybug



CG-985  
Monet's Pond

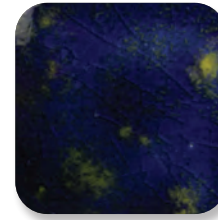


CG-987  
Tree Frog



CG-988  
Fireflies

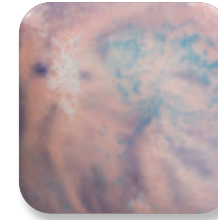
## Cone 6 Results for Select Jungle Gems™ Crystal Glazes



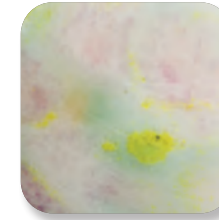
CG-990  
Starry Night



CG-992  
Mint Chip




CG-998  
Pink Pixie



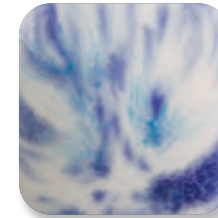
CG-999  
Jazz Notes



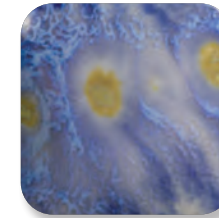
CG-1000  
Mardi Gras



CG-1001  
Gogh Iris



S-2701  
Peacock Eyes



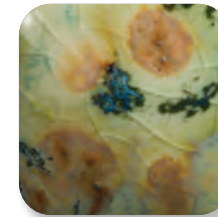
S-2703  
Berryberry Pie



S-2708  
Oriental Carmel



S-2709  
Cappuccino Mint



S-2714  
Herb Garden



S-2725  
Safari




S-2726  
Cheetah



S-2727  
Poppy Fields



S-2729  
Citrus Splash



S-2731  
Kaboom



# Elements™

Inspired by aspects of nature, Elements™ and Elements™ Chunkies produce lush, organic, and earthy hues. Designed to simulate the aesthetic, movement and interest of mid-range and high fire glazes in a cone 06/05 oxidation kiln firing, Elements™ and Elements™ Chunkies give artists a wide variety of options in one product, as glaze application, firing temperature and shape will influence the outcome of finished work. The glazes may vary from gloss to matte, with subtle variations occurring in each color. Elements™ and Elements™ Chunkies can also be combined or layered to create unique hues.

## New Elements™ glazes



**NEW**  
 AP EL-150  
 Fern



**NEW**  
 AP EL-151  
 Deep Water








AP EL-132 Rust Red



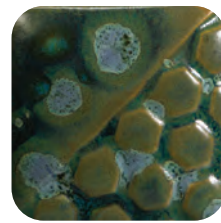
AP EL-133 Autumn




AP EL-134 Mirror Blue



CL EL-135 Rare Earth



CL EL-208 Moss Creek




AP EL-209 Night Sky



AP EL-211 Volcanic Glow



CL EL-212 Spotted Walnut



CL EL-136 Lapis Lagoon



CL EL-137 Black Aventurine




CL EL-140 Toasted Almond




AP EL-142 Grass



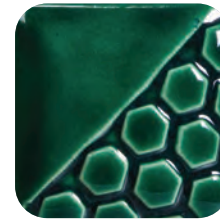
AP EL-213 Painted Desert



CL FN-215 Aztec Jade



CL FN-217 Evergreen Fir



CL FN-218 Green Sapphire



AP EL-143 Cactus Flower



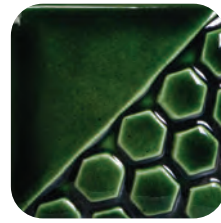
AP EL-144 Dark Amethyst



AP EL-145 Ginger Root




AP EL-146 Rain Cloud



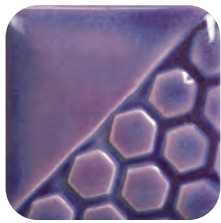
CL FN-219 Lustre Green




AP EL-147 Creek Bed




AP EL-148 Smoked Lilac



AP EL-149 Lavender Flower



AP EL-150 Fern



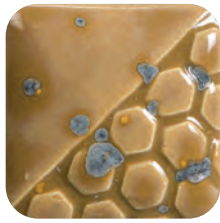
AP EL-151 Deep Water



AP EL-204 Glowing Embers



CL EL-205 Jade Pebble



AP EL-207 Gold Mine

Some Elements™ glazes are not to be recommended for dinnerware produced from low fire earthenware clay bodies as these glazes can exhibit surface textures such as cracks and crevices. While the glazed surface may pass lead & cadmium leach tests, and therefore legally considered Food Safe, attempts to adequately clean the textured surface may cause the underlying porous ware to absorb water and fail. Elements™ glazes may be considered dinnerware safe if surface texture is eliminated when firing to mid-range or high fire temperatures. The key is recommended usage for low fire (earthenware cone 05/06) dinnerware. Glazes with surface texture applied to vitrified clay bodies do not have the same concern.

AP AP Non-Toxic - Suitable for use by artists of all ages when used according to manufacturer's directions.

CL CL Health Caution - Should not be used by children under the age of 12.

Dinnerware Safe - Meets Food Safe regulations as set by FDA. Dinnerware safe when used according to manufacturer's directions as it does not exhibit surface textures that could trap food and harbor bacterial growth.

Not Dinnerware Safe - Not recommended for low fire (earthenware cone 05/06) dinnerware as the fired finish contains cracks, crevices and other surface textures that can trap food and harbor bacterial growth. Attempts to clean can cause the underlying porous ware to absorb water and fail. Recommended for ornamental use only.



## Pottery Cascade™

Pottery Cascades are moving, flowing glazes, commonly used under or over other glazes to create reactions. They can be applied randomly or uniformly, brushed or dabbed on with a sponge. White Cascade adds a tinge of color to glazes with which they are used. Use Pottery Cascade™ as a flux with Elements™ to create movement in the colors. Great visual effects are created when added under, over or in-between Elements™ or Elements™ Chunkies. Pottery Cascades are perfect for the low fire designer seeking to create the looks achieved at higher temperatures. Their variability ensures that no two designs will be exactly alike.



AP PC-601  
Clear Cascade  
\*over EL-118 Blue Grotto




AP PC-602  
White Cascade  
\*over EL-118 Blue Grotto



### In Design

Use Elements™ to create designs, use in layering, or apply as a natural backdrop to your artwork.



### As a Standalone Glaze

Elements™ and Elements™ Chunkies are stunning on their own, such as EL-122 Malachite shown above. Vary the number of coats and ware used to achieve different variations of one glaze.





### With Designer Liner

Elements™ and Elements™ Chunkies can be used with Designer Liner.



EL-118 Blue Grotto,  
EL-211 Volcanic Glow,  
PC-601 Clear Cascade,  
PC-602 White Cascade

### Glaze Combinations

Elements™ and Elements™ Chunkies can be used in combination with other glazes, such as Jungle Gems™, Stroke & Coat® and Foundations®.




CG-993 Lavender Sprigs,  
EL-147 Creek Bed



### Mid-Range

While formulated for cone 06/05 use, many of the glazes perform beautifully at higher temperatures. Refer to the individual color label for cone 6 firing performances. As Elements™ tend to flow at higher temperatures, the orientation at which your glazed ware is fired (flat vs vertical) can greatly impact the look, as seen on the chips below. Due to the movement of the glaze, we recommend limiting the glaze on the bottom third of a vertical piece to avoid running off the ware. We recommend testing to determine color, surface characteristics and movement prior to use.

Fired flat  
Cone 6



EL-107  
Amber Ash

Fired vertically  
Cone 6



EL-107  
Amber Ash

Fired flat  
Cone 6

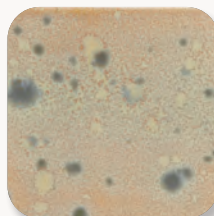


EL-124  
Stormy Blue

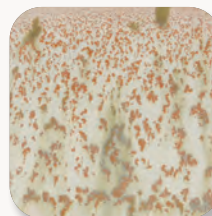
Fired vertically  
Cone 6



EL-124  
Stormy Blue



EL-207  
Gold Mine



EL-207  
Gold Mine



EL-212  
Spotted Walnut



EL-212  
Spotted Walnut

Many Elements™ and Elements™ Chunkies perform well at mid-range (cone 5/6) and higher temperatures (cone 9/10) but will change color. Cone 6 fired color results can be found on the left-hand side of the color label.

### EL-123 Patina



Cone 06  
998°C / 1828°F



Cone 6  
1222°C / 2232°F



Cone 10  
1285°C / 2345°F

## Cone 6 Results for Select Elements™



EL-101  
Oyster Shell



EL-103  
Sea Spray



EL-106  
Tidal Pool



EL-107  
Amber Ash



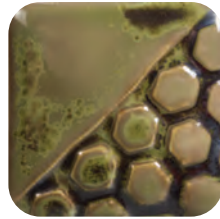
EL-110  
Mudslide



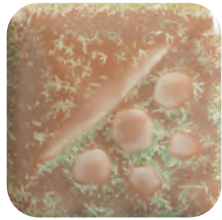
EL-119  
Burnished Steel



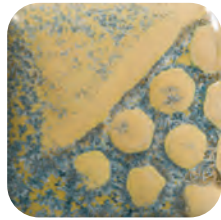
EL-121  
Copper Adventurine



EL-122  
Malachite



EL-123  
Patina



EL-124  
Stormy Blue



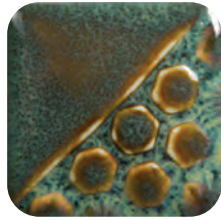
EL-125  
Sahara Sands



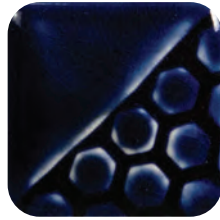
EL-128  
Wheat



EL-129  
Slate



EL-131  
Turtle Shell



EL-134  
Mirror Blue




EL-135  
Rare Earth

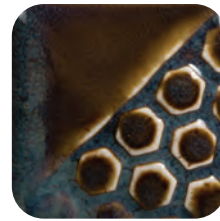
## Cone 6 Results for Select Elements™



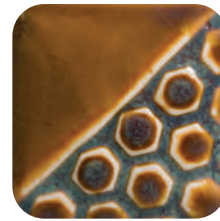
EL-140  
Toasted Almond



EL-142  
Grass



EL-144  
Dark Amethyst



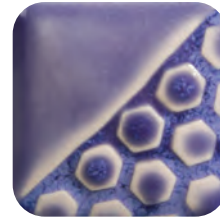
EL-145  
Ginger Root



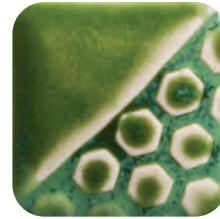
EL-146  
Rain Cloud



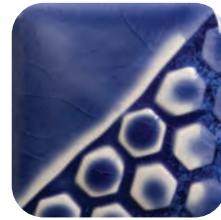
EL-147  
Creek Bed



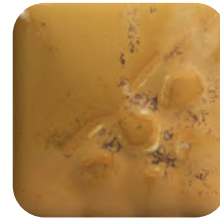
EL-149  
Lavender Flower



EL-150  
Fern



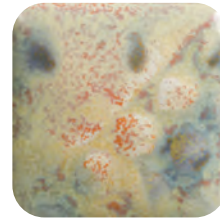
EL-151  
Deep Water



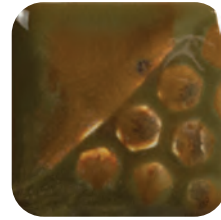
EL-204  
Glowing Embers



EL-205  
Jade Pebble



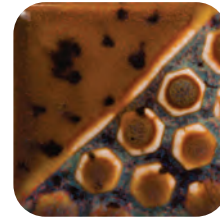
EL-207  
Gold Mine



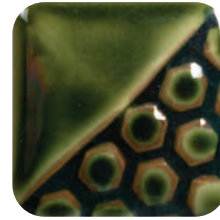
EL-208  
Moss Creek



EL-212  
Spotted Walnut



EL-213  
Painted Desert



FN-218  
Green Sapphire

To view the entire collection of Elements™ & Elements™ Chunkies at cone 6, visit [MaycoColors.com](http://MaycoColors.com)



# LG SERIES

for enhancing texture



LG-760  
Pale Yellow



LG-61  
Canary Yellow




LG-63  
Brilliant Yellow



LG-62  
Light Yellow



LG-60  
Dark Yellow



LG-65  
Amber




LG-68  
Vivid Orange



LG-67  
Fire Orange



LG-59  
Hot Red




LG-36  
Freckled Brown



LG-52  
Petal Pink



LG-58  
Brilliant Red




LG-34  
Red Brown




LG-54  
Mulberry Red



LG-20  
Medium Blue



LG-27  
Turquoise Crackle




LG-42  
Light Green



LG-51  
Lilac



LG-57  
Intense Red




LG-50  
Maroon




LG-55  
Purple



LG-21  
Dark Blue




LG-24  
Light Blue



LG-23  
Robin's Egg









LG-45  
Emerald Green




LG-25  
Turquoise Green



LG-26  
Turquoise



LG-46  
Leaf Green



LG-48  
Chrome Green



LG-40  
Dark Green



LG-44  
Olive Green



LG-10  
Clear Transparent




LG-11  
Opaque White




LG-14  
Gray



LG-32  
Metallic Brown



LG-1  
True Black



LG-2  
Black Lustre



LG-30  
Chocolate Brown



\*\* AP glazes safe for Spray Application except LG-44 Olive Green

tiles are  
AMACO® 20-M  
Versa Clay





Tractor House: LT-3 Old Pewter, ST-30 Rust, ST-56 Violet, ST-42 Olive, LG-14 Gray, LG-1 True Black, and LG-45 Emerald Green on AMACO® 20-M Versa Clay



# textured ALLIGATOR

for the illusion of depth



Conforms to  
ASTM D-4236



Conforms to  
ASTM D-4236



Dinnerware  
Safe



Not Dinnerware  
Safe




LT-13 Dalmation



LT-161 Tiger Eye



LT-147 Yellow Green



LT-17 Liana Gray



LT-166 Mottled Orange




LT-34 Antique Brown




LT-132 Jewel Brown




LT-12 Speckled Green



LT-22 Tahitian Blue




LT-48 Moss Agate



LT-16 Green Stone



LT-15 Speckled Blue Gray



LT-3 Old Pewter

tiles are AMACO® 20-M Versa Clay








# Opalescent

for pearl-like surfaces  
[best results on red clay]



O-20  
Bluebell



O-42  
Moss Green



O-12  
Tawny



O-30  
Autumn Leaf




O-52  
Fuchsia




O-54  
Dusty Rose




O-11  
White Clover



O-21  
Aquamarine



O-26  
Turquoise



O-23  
Sapphire Blue



O-2  
Black Tulip



O-57  
Mottled Burgundy



O-10  
Transparent Pearl



Veggie Dish: A-40 Seafoam Green over O-54 Dusty Rose on AMACO® 67-M Sedona Red Clay

Goblet: A-61 Moss Brown over O-23 Sapphire Blue on AMACO® 67-M Sedona Red Clay



tiles are AMACO®  
67-M Sedona Red Clay

LOW FIRE  
GLAZES  
cone 05





# POTTER'S

choice





 PC 1  
Saturation Metallic



 PC 2  
Saturation Gold



 PC 4   
Palladium



 PC 9   
Vintage Gold



PC 10  
June Bug



PC 11  
Blue Spark



PC 12  
Blue Midnight



 PC 15  
Satin Oribe



PC 16  
Purple Crystal



PC 17  
Honey Flux



PC 20  
Blue Rutile



PC 21  
Arctic Blue



PC 22  
Blue Stone



PC 23  
Indigo Float



PC 24  
Sapphire Float



 PC 25  
Textured Turquoise




 PC 26  
Blue Lagoon



PC 27  
Tourmaline



PC 28  
Frosted Turquoise



PC 29  
Deep Olive Speckled



PC 30  
Temmoku



PC 31  
Oatmeal



PC 32  
Albany Slip Brown



PC 33  
Iron Lustre



PC 34  
Light Sepia



PC 36  
Ironstone



PC 38  
Iron Yellow




 PC 40  
True Celadon



 PC 41  
Vert Lustre



 PC 42  
Seaweed



\* \* Except  
PC-4  
Palladium  
and PC-64



\*\* All AP glazes are safe for spray  
application except PC-29 Deep  
Olive Speckle, PC-52 Deep Sienna  
Speckle, PC-59 Deep Firebrick, and

# POTTER'S

choice



PC 43  
Toasted Sage



PC 44  
Sage



PC 45  
Dark Green



PC 46  
Lustrous jade




PC 47  
Emerald Falls



PC 48  
Art Deco Green



PC 49  
Frosted Melon



PC 52  
Deep Sienna Speckle



PC 53   
Ancient Jasper



PC 55   
Chun Plum



PC 56  
Ancient Copper



PC 57  
Smokey Merlot



PC 58  
Tuscany



PC 59  
Deep Firebrick




PC 61  
Textured Amber



PC 62  
Textured Amber Brown



PC 63  
Cosmic Tea Dust



PC 64   
Aventurine



PC 65  
Black Aventurine



PC 66  
Cosmic Oil Spot



PC 67  
River Rock



PC 70  
Copper Red



PC 71  
Flambé



\* \* Except  
PC-4  
Palladium  
and PC-64



\*\* All AP glazes are safe for spray  
application except PC-29 Deep  
Olive Speckle, PC-52 Deep Sienna  
Speckle, PC-59 Deep Firebrick, and





# Celadon

for a mixable transparent color



C 1  
Obsidian



C 3  
Smoke



C 5  
Charcoal



C 10  
Snow



C 11  
Mixing Clear



C 19  
Glacier



C 20  
Cobalt



C 21  
Sky



C 22  
Fog



C 23  
Ice



C 25  
Downpour



C 27  
Storm



C 29  
Deep Sea



C 32  
Ochre



C 36  
Iron



C 40  
Aqua



C 41  
Pear



C 43  
Wasabi



C 47  
Jade



C 49  
Rainforest



C 50  
Cherry Blossom



C 53  
Weeping Plum



C 54  
Snap Dragon



C 55  
Poppy



C 56  
Lavender



C 57  
Mullberry



C 60  
Marigold



C 65  
Tangelo



\*AP glazes  
safe for Spray  
Application



Gloss



SH-11  
Chai Gloss



SH-21  
Acai Gloss



SH-31  
Cacao Gloss



SH-41  
Oolong Gloss



SH-45  
Matcha Gloss



SH-51  
Hibiscus Gloss

# Shines

for a mottled, sophisticated look

Matte



SH-12  
Chai Matte



SH-22  
Acai Matte



SH-32  
Cacao Matte



SH-42  
Oolong Matte



SH-46  
Matcha Matte



SH-52  
Hibiscus Matte





SM-51  
Red



SM-68  
Orange



SM-63  
Yellow



SM-44  
Chartreuse



SM-42  
Mint



SM-27  
Teal



# SATIN MATTE

*for a mixable satin feel*



SM-20  
Light Blue



SM-21  
Dark Blue



SM-29  
Blue Green

Vases are made with AMACO® 11-M  
A-Mix White Stoneware Clay





SM-11  
White



SM-10  
Clear Satin



Conforms to  
ASTM D-4236



Dinnerware  
Safe



Mixable



Safe for Spray  
Application



SM-1  
Black

\* Mixing SM-51 Red and SM-68 Orange with any other glaze in the series will result in a non-food safe glaze

Planters: SM-51 Red mixed with SM-11 White and SM-21 Light Blue mixed with SM-11 White







---

# STONEWARE

---

Classic | Matte | Texture | Crystal | Wash | Flux



# NEW STONEWARE GLAZES 2021

## MATTE



SW-185  
Rainforest



SW-186  
Azurite



SW-187  
Himalayan Salt




SW-188  
Landslide

## CRYSTAL



SW-189  
Cenote



All Mayco Stoneware glazes are dinnerware safe when used according to manufacturer's directions, except where noted by the "Not Dinnerware Safe" icon.  This may be due to surface durability or texture of fired surface.

# STONEWARE CLASSIC

Stoneware glazes offer the depth, sophistication and reliability to artists working from mid-range to high-fire temperatures. Many glazes will break over textures, revealing secondary colors and shades. The choice of clay body, thickness of glaze application, firing process and temperature will affect the fired results.



SW-180  
Desert Dusk  
over  
SW-128  
Cordovan



SW-250  
White Opal



SW-169  
Frosted Lemon



SW-168  
Coral Sands



SW-205  
Coral



SW-113  
Speckled Plum



SW-119  
Cinnabar



SW-128  
Cordovan



SW-177  
Raspberry Mist



SW-251  
Pink Opal



SW-183  
Oxblood



SW-143  
Abalone



SW-165  
Lavender Mist



SW-134  
Eggplant



SW-125  
Purple Mint



SW-255  
Gray Opal



SW-166  
Norse Blue



SW-211  
Glacier Blue




SW-252  
Blue Opal



SW-101  
Stoned Denim



SW-123  
Sapphire



SW-100  
Blue Surf



SW-212  
Peacock



SW-201  
Turquoise



SW-167  
Sand & Sea



SW-253  
Green Opal





## CLASSIC & MATTE TIPS

- Mayco glazes are user-friendly in application, layering and firing.
- Used alone, stoneware glazes produce beautiful color variations; one coat will allow the clay body to show through the glaze and two to three coats deepen the color.
- SW-136 Weathered Blue, SW-137 Storm Gray, and SW-138 Lemon Meringue are unique glazes that change in appearance with number of glaze coats. One coat will display more color while additional coats will increase mottling and white variegation.



SW-166 Norse Blue over SW-168 Coral Sands

# STONEWARE MATTE

Choose from solid shades to those that create interesting color variation as they move and break. Application thickness is key to making mattes work for you.



# STONEWARE CRYSTAL



SW-115  
Midnight Rain



SW-116  
Robin's Egg




SW-117  
Honeycomb



SW-118  
Sea Salt



SW-146  
Aurora Green




SW-147  
Moonscape




SW-148  
Lime Shower



SW-150  
Celadon Bloom



SW-151  
Olive Float



SW-152  
Blue Splatterware



SW-153  
Indigo Rain




SW-154  
Shipwreck



SW-155  
Winter Wood



SW-156  
Galaxy



SW-170  
Blue Hydrangea



SW-171  
Enchanted Forest



SW-176  
Sandstone



SW-179  
Muddy Waters



SW-180  
Desert Dusk



SW-181  
Night Moth



SW-189  
Cenote

## CRYSTAL TIPS

- Crystal glazes are designed to expand upon the surface with dazzling bursts of color.
- Crystals will settle to the bottom of the jar and will need thorough mixing prior to initial use and in between each coat.
- Apply two to three coats using a fan brush. While the glaze is wet, use your brush to redistribute crystals to achieve balanced coverage. Over-application of the crystals can cause pinholing or running.
- Crystals can create movement. Avoid having a heavy concentration of crystals near the bottom of your piece.



# STONEWARE GLOSS

Stoneware Gloss glazes can be used in design, all over coverage and are the ideal product for intermixability at mid-range temperatures. The integrity of your design will remain unchanged as these glazes are incredibly stable and will not move or combine with surrounding colors.



SW-501  
White Gloss



SW-502  
Yellow Gloss



SW-503  
Orange Gloss



SW-504  
Red Gloss



SW-505  
Purple Gloss



SW-506  
Bright Blue Gloss



SW-510  
Blue Gloss



SW-507  
Bright Green Gloss



SW-509  
Dark Green Gloss




SW-508  
Black Gloss

# STONEWARE CLEAR



SW-001  
Clear



SW-002  
Matte Clear



SW-004  
Zinc-Free Clear

Mayco Stoneware Clear Glazes will preserve and enhance the surface of your work.


## CLEAR TIPS

- **SW-001 Clear** is formulated to reach high fire temperatures up to cone 10.
- **SW-002 Matte Clear** fires to a satin matte finish at cone 5/6 and will become more satin at cone 10.
- **SW-004 Zinc-Free Clear** is designed for use on products containing chrome-based pigments to ensure that you will get a smooth and clear surface.



# STONEWARE SPECIALTY

Stoneware specialty glazes were developed for special effects and surface depth.



## CRACKLE TIPS

SW-149 Crackle White and SW-003 Crackle Matte Clear are developed for mid-range firing temperatures where a fine crackle pattern will develop with 2-3 coats. To highlight the crackle pattern, after firing, wipe black acrylic or ink over the ware and wipe off, allowing the ink to fill the cracks.

## MUDCRACK TIPS

SW-403 White Mudcrack and SW-404 Black Mudcrack were developed to create a highly-texture raised and cracked surface. The thicker the application, the more textured the surface. Mudcrack can be directly applied to bisqueware or in combination with other mid-range glazes.



SW-403 White Mudcrack over SW-505 Purple Gloss

## MAGMA TIPS

SW-405 Light Magma and SW-406 Dark Magma were developed to create a rough, cratered surface. The thicker the application, the more textured the surface will be. Magma can be directly applied to bisqueware or in combination with other mid-range glazes.

Visit [MaycoColors.com](http://MaycoColors.com) for additional application details and tips.

# WORKING WITH FLUX

Light Flux and Dark Flux are flowing glazes intended for use with other stoneware glazes to enhance movement, promote reactions and add interesting effects. Apply 2-3 coats under or over another mid-range glaze to bring about "hidden colors".



## CONE 6 RESULTS



## CONE 10 RESULTS



Technique was achieved by brushing on two (2) layers of base glaze. Then apply two (2) layers of top glaze, letting glazes dry between coats.

# WASHES

Mayco Washes are a multi-purpose product with limitless possibilities. These washes can be used alone for staining techniques or with any glaze from low-fire (cone 05/06), mid-range (cone 5/6), and up to cone 10. They are beautiful in oxidation or reduction and can expand the glaze palette for an artist or teacher. Mayco Stoneware Washes are highly concentrated metallic glaze colorants formulated for ease of use and versatility. Washes are not dinnerware safe unless used in combination with clear or another glaze that creates a sealed and chemically durable finish. 🌱



SW-301  
Iron Wash



SW-302  
Rutile Wash



SW-303  
Manganese Wash



SW-304  
Copper Wash



SW-305  
Cobalt Wash

## WASH TIPS

- Formulated for ease of use and brushability.
- Washes can be applied in a variety of ways, but are often painted into textured areas and wiped away on the higher surface to accentuate the texture.
- Can be fired from cones 06 - 10. Chips shown are fired to cone 6.




## Get Inspired

Explore ideas, draw inspiration, or choose your next project from our extensive library.

Visit [MaycoColors.com](http://MaycoColors.com) to access our Project Library.



## AVAILABLE SIZING



	4 oz.	Wide mouth pt.	1 gal.	10 lbs. dry
<b>Classic</b>		√		√
<b>Matte</b>		√		√
<b>Crystal</b>		√		√
<b>Gloss</b>		√		√
<b>Clear</b>		√	√	√
<b>Specialty</b>	√ (Flux only)	√		√ (Magma only)
<b>Washes</b>	√			

## Dry Glazes

Use Mayco Stoneware Dry glazes (SD-#) for fast dipping and layering, creating natural flowing effects. Fine and uniform particle size and a thorough dry mixing process make Mayco Stoneware Dry glaze consistency so perfect that sieving is optional. Available in 10 lbs. bags. Contact your Mayco Distributor to order.

Visit [MaycoColors.com](http://MaycoColors.com) for additional resources.



# LOW-FIRE GLAZES AT MID-RANGE

Artists can incorporate and combine other Mayco products with Stoneware glazes at mid-range (cone 5/6) temperatures. Cone 6 color performance can be found on the left side of the low-fire glaze label. Visit [MaycoColors.com](http://MaycoColors.com) for more information on low-fire glazes at mid-range.

## Stroke & Coat®

Many Stroke & Coat® glazes perform well at mid-range. Darker colors such as red, orange, yellow, blue and green may darken compared to their cone 06 results. Lighter colors such as tan, purple and pink will fade.



SC-33 Fruit of the Vine and SC-29 Blue Grass trailed under SW-143 Abalone

## Elements™

Many Elements™ and Elements™ Chunkies create beautiful effects when used with stoneware at mid-range. Elements™ will be quite fluid and move during the firing process so keep away from the bottom of the ware.



EL-149 Lavender Flower over SW-110 Oyster and SW-134 Eggplant on the rim

## Jungle Gems™

Jungle Gems™ glazes perform at mid-range for very interesting results. Crystals will have additional movement at higher temperatures and will act more as a blending agent.



CG-992 Mint Chip over SW-144 Lava Rock

## Designer Liner

Designer Liner enables artists to achieve crisp, non-moving linework from cones 06 - 6 temperatures. To ensure sharpness in line quality, use a non-moving translucent or clear glaze over the top of Designer Liner.



SG-401 Black Designer Liner, SW-119 Cinnabar and SW-001 Clear

# STONEWARE GLAZE COMBINATIONS

Artists can achieve incredible finishes with a simple combination of two glazes. Visit [MaycoColors.com](http://MaycoColors.com) for more Stoneware glaze combinations and inspiration.


## CONE 6 RESULTS



SW-180 Desert Dusk over SW-112 Tiger's Eye



SW-108 Green Tea over SW-128 Cordovan




SW-177 Raspberry Mist over SW-1546 Galaxy



SW-108 Green Tea over SW-144 Lava Rock



SW-176 Sandstone over SW-168 Coral Sands



SW-123 Sapphire over SW-118 Sea Salt

Technique was achieved by brushing on two (2) layers of base glaze. Then apply two (2) layers of top glaze, letting glazes dry between coats.



# STONEWARE GLAZE COMBINATIONS

Artists can achieve incredible finishes with a simple combination of two glazes.  
 Visit [MaycoColors.com](http://MaycoColors.com) for more Stoneware glaze combinations and inspiration.

## CONE 10 RESULTS



SW-148 Lime Shower over SW-117 Honeycomb



SW-509 Dark Green Gloss over SW-180 Desert Dusk




SW-156 Galaxy over SW-118 Sea Salt



SW-510 Blue Gloss over SW-146 Aurora Green



SW-168 Coral Sands over SW-113 Speckled Plum



SW-108 Green Tea over SW-174 Leather

## Stoneware Glazes at Cone 10

Mayco Stoneware glazes are intended for use at cone 5/6, but many are also pleasing and stable at cone 10 oxidation, reduction or other alternative atmospheric firing conditions. Always test prior to use.



Jeff Babione


## CONE 10 RESULTS

### STONEWARE CLASSIC



Chips shown have been fired to cone 10 reduction on white stoneware body.





## STONEWARE MATTE



The choice of clay body, thickness of glaze application, firing process and temperature will affect the fired results. Due to variability, we recommend testing prior to application to artwork.



SW-180 Desert Dusk over SW-107 Dunes

# STONEWARE CRYSTAL



SW-115  
Midnight Rain



SW-116  
Robin's Egg



SW-117  
Honeycomb



SW-118  
Sea Salt



SW-146  
Aurora Green




SW-147  
Moonscape



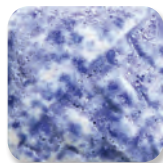
SW-148  
Lime Shower



SW-150  
Celadon Bloom



SW-151  
Olive Float



SW-152  
Blue Splatterware



SW-153  
Indigo Rain



SW-154  
Shipwreck



SW-155  
Winter Wood



SW-156  
Galaxy



SW-170  
Blue Hydrangea



SW-171  
Enchanted Forest



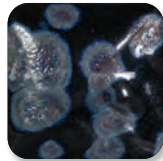
SW-176  
Sandstone



SW-179  
Muddy Waters



SW-180  
Desert Dusk



SW-181  
Night Moth



SW-189  
Cenote

# STONEWARE GLOSS



SW-501  
White Gloss



SW-502  
Yellow Gloss



SW-503  
Orange Gloss



SW-504  
Red Gloss



SW-505  
Purple Gloss



SW-506  
Bright Blue Gloss



SW-510  
Blue Gloss



SW-507  
Bright Green Gloss



SW-509  
Dark Green Gloss



SW-508  
Black Gloss

# STONEWARE CLEAR



SW-001  
Clear



SW-002  
Matte Clear



SW-004  
Zinc-Free Clear

# STONEWARE SPECIALTY



SW-149  
Crackle White



SW-003  
Crackle Matte Clear




SW-403  
White Mudcrack



SW-404  
Black Mudcrack



SW-405  
Light Magma



SW-406  
Dark Magma



SW-401  
Light Flux

(over SW-119 Cinnabar)



SW-402  
Dark Flux

(over SW-119 Cinnabar)

# WASHES



SW-301  
Iron Wash



SW-302  
Rutile Wash



SW-303  
Manganese Wash



SW-304  
Copper Wash



SW-305  
Cobalt Wash

Washes are Not Dinnerware Safe when used alone.






**Coyote Clay & Color  
Gloss Glazes Cone 6**



MBG001  
Almost Teal



MBG002  
Black




MBG005  
Chrome Green



MBG006  
Cinnamon Stick



MBG007  
Clear



MBG008  
Cobalt Blue



MBG011  
Eggshell



MBG013  
Light Blue



MBG015  
Mint



MBG017  
Red Orange



MBG019  
Red



MBG020  
Orange




MBG023  
White



MBG025  
Yellow Orange




MBG048  
Oatmeal



MBG050  
Buttercup



MBG051  
Pumpkin



MBG053  
Pansy Purple



MBG054  
Violet



MBG071  
Really Red


**Coyote Clay & Color  
Satin Glazes  
Cone 6**



MBG074  
Alabaster Satin



MBG075  
Baby Blue Satin



MBG076  
Cerulean Satin



MBG077  
Charcoal Satin



MBG078  
Cherry Satin



MBG079  
Coral Satin



MBG080  
Forest Satin



MBG081  
Hazelnut Satin



MBG082  
Lapis Satin



MBG083  
Lemon Cream Satin



MBG084  
Orchid Satin



MBG085  
Seafoam Satin

**Coyote Clay & Color  
Matt Glazes  
Cone 6**



MBG024  
Blue Matte



MBG029  
Creamy Matt




MBG030  
Creamy Matt Specks



MBG033  
Turquoise Matt



MBG047  
Green Matt



MBG049  
Iron Matt

**Coyote Clay & Color  
Crawl Glazes  
Cone 6**



MBG062  
Blue Crawl



MBG063  
Cactus Crawl



MBG064  
Chocolate Crawl



MBG065  
Croc Crawl



MBG073  
White Crawl



MBG110  
Black Crawl



**Coyote Clay & Color  
Shino Glazes  
Cone 6**



MBG042  
Shino



MBG043  
Blue Shino



MBG044  
Green Shino



MBG045  
Light Shino



MBG059  
Espresso Bean



MBG061  
Desert Sage



MBG067  
Light Blue Shino



MBG068  
Butterscotch Shino



MBG086  
Light Green Shino



MBG087  
Cedar Shino



MBG088  
Goldenrod Shino



MBG089  
Leopard Shino



MBG090  
Mocha Shino



MBG092  
Plum Shino



MBG093  
Pistachio Shino



MBG094  
Sandtone Shino



MBG096  
Steel Gray Shino



MBG097  
Sunrise Shino

**Coyote Clay & Color  
Archie's  
Glazes  
Cone 6**



MBG026  
Gun Metal Green



MBG028  
Blue Purple



MBG031  
Red Gold



MBG034  
Archie's Base



MBG055  
Opal



MBG056  
Eggplant



MBG057  
Rhubarb



MBG058  
Ice Blue



MBG240  
Frosted Topaz



MBG241  
Magenta Sky



MBG242  
Papaya



MBG243  
Parakeet Yellow

**Coyote Clay & Color  
Frank's  
Colored  
Celadon  
Glazes  
Cone 6**



MBG098  
Dusty Rose



MBG099  
Sedona Sunset



MBG100  
Peach Blush



MBG101  
Stormy Sea



MBG102  
Aqua



MBG103  
Key Lime



MBG104  
Peacock Green



MBG105  
Root Beer



MBG106  
Sunshine Yellow



MBG107  
Night Sky



MBG108  
Sapphire



MBG109  
Rainy Day





**Coyote Clay & Color  
Enduro-Color  
Glazes  
Cone 6**



MBG180  
Honeydew



MBG181  
Cool Artichoke



MBG182  
Satin White Liner



MBG183  
Deep Avocado



MBG184  
Cornsilk




MBG185  
Walnut




MBG186  
Gloss White Liner



MBG187  
Apricot



MBG188  
Sweet Plum



MBG189  
Beachnut



MBG190  
Summer Peach



MBG191  
Blue Cornflower


**Coyote Clay & Color  
Crystalline  
Slow Cool  
Glazes  
Cone 6**



MBG160  
Ivory Crystal



MBG161  
Celadon (Crystal)



MBG162  
Lagoon (Crystal)



MBG163  
Aurora (Crystal)



MBG164  
Nebula (Crystal)



MBG165  
Rose Crystal

**Coyote Clay & Color  
Constellation  
Glazes  
Cone 6**



MBG170  
Autumn Spice



MBG171  
Mars Iron Red



MBG172  
Light Gold



MBG173  
Summer Spice



MBG174  
Orion



MBG175  
Antares



MBG176  
Andromeda



MBG177  
Aquila



MBG178  
Gemini



MBG179  
Aries

**Coyote Clay & Color  
Fantasy  
Glazes  
Cone 6**



MBG210  
Ancient Iron



MBG211  
Azure Dream



MBG212  
Enchanted Sunset



MBG213  
Fairy Rose



MBG214  
Sorcerer's Stone



MBG215  
Unicorn Horn



MBG216  
Amethyst




MBG217  
Antique Pearl



MBG218  
Dragon's Eye



MBG219  
Firefly Garden



MBG220  
Hydra Scale



MBG221  
Phoenix Egg



**Coyote Clay & Color  
Vibro-Color  
Glazes  
Cone 6**



MBG200  
Mediterranean Sea



MBG201  
Passion Red



MBG202  
Periwinkle



MBG203  
Sundrop




MBG204  
Tiger Lily



MBG205  
Turquoise Lake

**Coyote Clay & Color  
Mottled  
Glazes  
Cone 6**



MBG004  
Cactus Green




MBG009  
Croc Blue



MBG012  
Fire Opal



MBG016  
Mottled Blue



MBG021  
Sunset Pink



MBG038  
Pam's Green



MBG066  
JB's Brown



MBG070  
Pam's Blue

**Coyote Clay & Color  
Copper and  
Iron Glazes  
Cone 6**




MBG027  
Toshi Brown



MBG032  
Rust Brown




MBG035  
Copper Blue



MBG036  
Craze Copper



MBG037  
Oasis



MBG040  
Saturated Iron



MBG120  
Bronze Temmoku



MBG130  
Snowy Plum



MBG131  
Oxblood

**Coyote Clay & Color  
Texas Two-  
Step Oilspot  
Glazes  
Cone 6**

**Step One-  
Undercoats**



MBG140  
Licorice



MBG141  
Coffee Bean



MBG142  
Brick Red

**Step Two-  
Overcoats**



MBG150  
Blue Moon



MBG151  
Birch



MBG152  
Texas Rose



MBG153  
Marshmallow



MBG154  
Sea Mist



**Opulence Gloss Glazes-Cone 6**



OP-114  
Ultra White



OP-125  
Clear



OP-127  
Black




OP-138  
Heavy Cream



OP-240  
Burgundy



OP-262  
Red Earth



OP-279  
Redwood



OP-346  
Gloss White



OP-350  
Polished Stone



OP-362  
Grape



OP-368  
Midnight Blue



OP-394  
Hunter Green



OP-421  
Real Teal



OP-441  
Turquoise



OP-447  
Dark Spruce Green



OP-461  
Evening Shade



OP-481  
Grease



OP-502  
Denim Blue



OP-503  
Celadon



OP-504  
Limerick



OP-508  
Goldenrod



OP-512  
Tropical Melon



OP-518  
Red Wagon

**Opulence  
Reduction  
Look Glazes-  
Cone 6**



OP-600  
Antique Iron



OP-601  
Autumn Frost




OP-603  
Floating Blue



OP-604  
Calico



OP-605  
Blue Monday



OP-606  
Smokey Mountain Mist



OP-607  
Sea Spray



OP-608  
Pebble Beach



OP-609  
Milky Way



OP-611  
Eggshell



OP-614  
Paprika



OP-616  
Celery



OP-617  
Galaxy



OP-620  
Cherry Blossom



OP-623  
Orange



OP-625  
Blue Odyssey



OP-628  
Plum



OP-630  
Red Shimmer



OP-650  
Shino



OP-656  
Butterscotch

**Opulence EnviroColor Semi Matte Glazes-Cone 6**



OP-803  
Winter Day



OP-808  
London Fog



OP-810  
Sandstone



OP-815  
Bamboo



OP-836  
Wildflower



OP-840  
French Bleu



OP-845  
Overcast



OP-851  
Pine Forest



OP-852  
Meadow



OP-856  
Everglade



OP-865  
Petrified Wood



OP-869  
Bark



OP-890  
Chicory

**Opulence Translucent-Cone 6**



OP-933  
Lemon Drop



OP-941  
Violet



OP-945  
Ultramarine



OP-950  
Icy Mint



OP-957  
Stormy Skies



OP-958  
Emerald



OP-960  
Whole Wheat



OP-964  
Tiger's Eye




OP-971  
Bubble Gum



OP-975  
Retro Red

**Opulence Satin Matte-Cone 6**



OP-710  
Clear as a Bell



OP-713  
Marshmallow



OP-720  
Cast Iron



OP-730  
Orange Sherbet



OP-733  
Beeswax



OP-740  
Lima Bean



OP-751  
Cornflower



OP-753  
Wisteria



OP-761  
Flamingo



OP-764  
Cranberry



OP-768  
Rooster Red