

# KILNS



**SKUTT KILN MASTER SERIES** - KilnMaster Precision firing, Convenience, and Programming flexibility! The KilnMaster line of kilns gives you two ways to achieve precise firings. Cone Fire Mode uses sophisticated software to run preset programs based on the Speed and Cone Value you enter including the perfect ending temperature. Ramp/Hold Mode lets you design and store your own firing programs of up to eight segments. You are in total control of heating and cooling rates. Both programming modes offer the ability to Pre-Heat, Hold at peak temperature, Delay firing, set temperature Alarms, Review programs, and View program status. Skutt KM Kilns come with an operators manual and video. The 1627, 1231, 1227, 1218, 1027, and 1018 kiln models come with the lid lifter - prices below include this addition.



KilnMaster Model	Voltage/Phase	Chamber Size	Cubic FT	Cone Temp	Retail \$	Davens \$
KM 1627-3PK	240 Volt 3 Phase	46" x 30.75" x 27"	18.5	10	\$12,530	\$12,329.52
	208 Volt 3 Phase					
KM 1231-3PK	240/208 Volt 1 Phase	28.13" x 28.13" x 31"	11.6	10	\$7,390	\$7,271.76
	240/208 Volt 3 Phase					
KM 1227-3PK	240/208 Volt 1 Phase	28.13" x 28.13" x 27"	9.9	10	\$7,105	\$6,991.32
	240/208 Volt 3 Phase					
KM 1227-3	240 Volt 1 Phase	28.13" x 28.13" x 27"	9.9	8	\$6,100	\$6,002.40
	208 Volt 1 Phase			5		
	240/208 Volt 3 Phase			8		
KM 1222-3	240 Volt 1 Phase	28.13" x 28.13" x 22"	8.1	10	\$5,575	\$5,485.80
	208 Volt 1 Phase			8		
	240/208 Volt 3 Phase			10		
KM 1218-3	240/208 Volt 1 Phase	28.13" x 28.13" x 18"	6.6	10	\$5,175	\$5,092.20
	240/208 Volt 3 Phase			10		
	240/208 Volt 3 Phase			10		
KM 1027-3	240/208 Volt 1 Phase	22.38" x 22.38" x 27"	6.4	10	\$5,250	\$5,166.00
	240/208 Volt 3 Phase			10		
	240/208 Volt 3 Phase			10		
KM 1027	240 Volt 1 Phase	23.38" x 23.38" x 27"	7.0	10	\$5,060	\$4,979.04
	208 Volt 1 Phase			6		
	240/208 Volt 3 Phase			10		
KM 1022-3	240/208 Volt 1 Phase	22.38" x 22.38" x 22"	5.25	10	\$4,880	\$4,801.92
	240/208 Volt 3 Phase			10		
	240/208 Volt 3 Phase			10		
KM 1022	240/208 Volt 1 Phase	23.38" x 23.38" x 22"	5.7	10	\$4,635	\$4,560.84
	240/208 Volt 3 Phase			10		
	240/208 Volt 3 Phase			10		
KM 1018-3	240/208 Volt 1 Phase	22.38" x 22.38" x 18"	4.2	10	\$4,330	\$4,260.72
KM 1018	240/208 Volt 1 Phase	23.38" x 23.38" x 18"	4.6	10	\$4,175	\$4,108.20
KM 822-3	240/208 Volt 1 Phase	16.5" x 16.5" x 22"	2.9	10	\$3,380	\$3,325.92
KM 822	240/208 Volt 1 Phase	17.5" x 17.5" x 22"	3.2	10	\$3,215	\$3,163.56
KM 818-3	240/208 Volt 1 Phase	16.5" x 16.5" x 18"	2.3	10	\$3,085	\$3,035.64
KM 818	240/208 Volt 1 Phase	17.5" x 17.5" x 18"	2.6	10	\$2,940	\$2,892.96
KM 714	240/208 Volt 1 Phase	14.38" x 14.38" x 13.5"	1.4	8	\$2,495	\$2,455.08
KM 614-3	115 Volt 1 Phase	11" x 11" x 13.5"	0.8	6	\$2,350	\$2,312.40
Firebox 8x6 LT	115 Volt 1 Phase	8" x 8" x 6"	0.22	6	\$1,490	1,466.16

Pricing is subject to change. Call to check for updated availability & pricing



**NEW – KILN MASTER TOUCHSCREEN OPTION (KMT)** - All Production Series, KilnMaster and GlassMaster models that use a full size touchpad can be ordered with the new KilnMaster or GlassMaster **Touchscreen** Controller. The only difference between a KilnMaster Touchscreen Controller and a GlassMaster Touchscreen Controller is the GMT Controller ships with the Ceramic programs turned off to protect you from over firing your kiln. For more information on the features and function of this innovative new controller and its associated App check out Skutt's [Featured Products](#) page.



Touchscreen Model	Voltage/Phase	Chamber Size	Cubic FT	Retail \$	Davens \$
KMT 1627-3PK	240 /208 Volt 3 Phase	46" x 30.75" x 27"	18.5	\$12,920	\$12,713.28
KMT 1231-3PK	240 /208 Volt 1 Phase	28.13"x 28.13" x 31"	11.6	\$7,780	\$7,655.52
KMT 1227-3PK	240 /208 Volt 3 Phase				
	240 /208 1 Phase	28.13"x 28.13" x 27"	9.9	\$7,350	\$6,248.26
	240 /208 3 Phase				
KMT 1227-3	240 /208 1 Phase	28.13"x 28.13" x 27"	9.9	\$7,495	\$7,375.08
	240 /208 3 Phase				
KMT 1222-3	240 /208 1 Phase	28.13"x 28.13" x 22"	8.1	\$6,490	\$6,386.16
	240 /208 3 Phase			\$6,585	\$6,479.64
KMT 1218-3	240 /208 1 Phase	28.13"x 28.13" x 18"	6.6	\$5,494	\$4,670.28
	240 /208 3 Phase				
KMT 1027-3	240 /208 1 Phase	22.38" x 22.38" x 27"	6.4	\$5,640	\$5,549.76
	240 /208 3 Phase			\$5,735	\$5,643.24
KMT 1027	240 /208 1 Phase	23.38" x 23.38" x 27"	7.0	\$5,450	\$5,362.80
	240 /208 3 Phase			\$5,545	\$5,456.28
KMT 1022-3	240/208 Volt 1 Phase	22.38" x 22.38" x 22"	5.25	\$5,270	\$5,185.68
	240/208 Volt 3 Phase			\$5,365	\$5,279.16
KMT 1022	240/208 Volt 1 Phase	23.38" x 23.38" x 22"	5.7	\$5,025	\$4,944.60
	240/208 Volt 3 Phase			\$5,120	\$5,038.08
KMT 1018-3	240 Volt 1 Phase	22.38" x 22.38" x 18"	4.2	\$4,720	\$4,644.48
	208 Volt 1 Phase				
KMT 1018	240 Volt 1 Phase	23.38" x 23.38" x 18"	4.6	\$4,565	\$4,491.96
	208 Volt 1 Phase				
KMT 822-3	240 Volt 1 Phase	16.5" x 16.5" x 22"	2.9	\$3,770	\$3,709.68
	208 Volt 1 Phase				
KMT 822	240 Volt 1 Phase	17.5" x 17.5" x 22"	3.2	\$3,605	\$3,547.32
	208 Volt 1 Phase				
KMT 818-3	240 Volt 1 Phase	16.5" x 16.5" x 18"	2.3	\$3,475	\$3,419.40
	208 Volt 1 Phase				
KMT 818	240 Volt 1 Phase	18" x 18" x 18"	2.6	\$3,330	\$3,276.72

**The Envirovent 2** is the first commercially available downdraft ventilation system on the market. It removes fumes, improves firing consistency, and fits all Skutt kilns and most other brands.

**Retail: \$797.14 With purchase of a Skutt kiln: \$677.58**

**Please contact Davens Ceramic Center for kiln parts and wheel pricing.**



**SKUTT KILN SITTER SERIES** - This is the original Kiln Controller. Developed in the 50s, this controller utilizes pyrometric cones to sense when the kiln has reached the proper heat work and shuts off mechanically as opposed to digitally. Skutt highly encourages people to upgrade to the new digital

**Davens Ceramic Center 5076 Peachtree Road Atlanta, GA 30341 – 770-451-2105**

Pricing is subject to change. Call to check for updated availability & pricing



controllers due to their added features.

Skutt has discontinued production for these kilns.

**Easy to buy . . . Easy to use . . . Easy to keep** - L&L offers a three-year warranty, and excellent customer support! Easy-Fire ceramic kilns are the industry standard professional-grade electric kiln and L&L's most popular line of kilns. They include durability features like element holders, protected thermocouples, super-strong stands and solid peephole plugs. For unparalleled performance and excellent temperature uniformity they include automatic zone control. They are designed for easy maintenance with their easy pull-down panel, easy-to-change elements and color-coded wiring

Visit [www.hotkilns.com](http://www.hotkilns.com) for photos and information.  
See the following chart for cubic footage and cone information.  
Please call for pricing. **L&L Kilns - By Special Order Only**

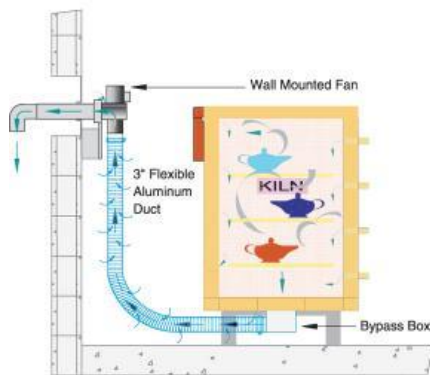
**Clean. Precise. Dependable.**



Easy-Fire Kilns

**L&L kilns are made with special hard ceramic element holders that protect and cradle your elements – giving them longer life and more protection from chips that occur from loading and unloading over time.**

Easy Fire Model	Voltage/Phase	Chamber Size	Cubic FT	Cone Temp	Retail Price	Davens Price
E18S-3 (3" brick)	240 /208 Volt	16.5" x 16.5" x 18"	2.5	10	\$3,199	\$2,719.40
E23S-3 (3" brick)	240 /208 Volt	22.38" x 22.38" x 18"	4.4	10	\$4,424	\$3,760.78
E23T-3 (3" brick)	240 /208 Volt	22.38" x 22.38" x 27"	6.7	10	\$5,339	\$4,538.41
E28S-3 (3" brick)	240 /208	28" x 28" x 18"	6.8	10	\$5,285	\$4,492.93
E28T-3 (3" brick)	240 Volt 1 Phase	28" x 28" x 27"	10.2	8	\$6,206	\$5,275.10
	240 Volt 3 Phase			10	\$6,206	\$5,275.10
	208 Volt 1 Phase			5	\$6,206	\$5,275.10
	208 Volt 3 Phase			10	\$6,206	\$5,275.10



**L&L's Vent-Sure Downdraft Kiln Vent System** fits all L&L models. It has a large capacity blower, minimal electrical power needed, and helps with the longevity of your kiln.

# SHELVES & POSTS

**KILN SHELVES** - Shelves are smaller than the firing chamber to account for hand and loading space. All of our shelves and posts are rated to cone 10. In stock standard shelves and posts are Spectrum's High Alumina Content. **Other shelf sizes as well as Skutt and L&L shelves and furniture kits can be custom ordered. Please call for prices.**



**Spectrum High Alumina Shelves**  
21" half shelf **\$32.31**  
25.5" half shelf **\$46.76**



21" full shelf **\$62.60**  
25.5" full shelf **\$96.30**



15.5" half shelf **\$16.05**  
15.5" full shelf **\$31.10**




13" shelf **\$21.40**  
10" shelf **\$19.26**



**Corelite/Hollow Core Shelf**  
25.5" half shelf **\$60.19**  
26" full shelf **\$99.32**



**Corelite/Hollow Core Shelf**  
21" half shelf **\$39.73**  
21" full shelf **\$77.65**



Post 0.5"	Post "	Post 2"	Post 3"	Post 4"	Post 5"	Post 6"	Post 8"	Post 10"	Post 12"
<b>\$1.02</b>	<b>\$1.18</b>	<b>\$1.87</b>	<b>\$2.17</b>	<b>\$2.89</b>	<b>\$3.62</b>	<b>\$4.33</b>	<b>\$5.78</b>	<b>\$7.22</b>	<b>\$8.67</b>

Pricing is subject to change. Call to check for updated availability & pricing


# STILTS



STILTS – Used to elevate glazed ceramic ware to prevent objects from sticking to the kiln shelf.



Star 9-4 (0.25")  
\$1.39



R0.5 (0.75")  
\$1.49




R2 (1.25")  
\$1.87



R4 (1.5")  
\$2.34



R6 (2.25")  
\$2.63




R10 (3.5") \$3.21




R3H (1.5" tall, 1.25")  
\$2.36



R6H (1.75" tall, 1.38")  
\$2.15



R10H (3" tall, 2.13") \$3.00



3B Bar  
\$3.48



4B Bar  
\$3.36



DP #1 Small  
\$1.77



DP #6 Medium  
\$2.14



DP #12 Large  
\$4.01




Ladle Stilt \$6.85



Plate Rack (Set of 3)  
\$11.18



Small Bead Tree \$23.99  
Extra 6" Rods (set of 4)  
\$14.98



Large Bead Tree \$49.43  
Extra 10" Rods (set of 6)  
\$42.27



Stilt Pins  
(250 per pack) \$13.90



Ornament Hooks  
(50 per pack) \$9.90



Tile Stand (holds 5)  
\$8.01

# KILN MISC



**PYROMETRIC CONES** - Orton Foundation Cones  
Bars (box of 50 for kiln sitters) **\$13.16**  
Small (box of 50 for kiln sitters) **\$11.02**  
Large (box of 50) **\$15.09**  
Self-Supporting (box of 25) **\$10.91**



**KILN CEMENT**  
Pint **\$8.51**



**FIRE BRICK**  
Soft (2300F) **\$4.82** each  
Hard (2600F) **\$5.62** each



**INSWOOL**  
Insulating fiber blanket – rated up to 2400F 6#  
Density, 1" Thick  
50 square ft roll: **\$160.50**  
2 square ft: **\$6.42** (we sell in even quantities)



**KILN WASH DRY**  
**\$3.12/ #**



**KILN WASH MAYCO**  
Pint **\$12.84**



### SKUTT DIGITAL PYROMETER

This temperature indicator can be used with most electric kilns with a wall depth of 2.5" - 3". Maximum temperature is 2500F. Designed to be mounted on a wall away from the heat of the kiln. Includes pyrometer, 5.5" lead wire, and 5" thermocouple.

Dual input digital pyrometer  
**\$160.00**



Raku Gloves 14"  
**\$58.85**



Raku Gloves 23"  
**\$80.25**



Kiln Venting Wedge  
**\$7.49**



SKUTT Peep Hole Plug  
**\$6.96**



SKUTT Replacement  
Thermocouple #1515 **\$23.54**



Leather Gloves **\$17.12**

# POTTERY WHEELS



## Brent

Brent B	\$2,514.50
Brent C	\$2,782.00
Brent CxC	\$2,889.00
Brent EX	\$2,621.50



## Pacifica

GT-400	\$1,379.77
GT-800	\$1,588.95



## NIDEC SHIMPO

VL Whisper	\$2,151.84
RK Whisper	\$1,797.60
VL Lite	\$1,216.15



## Speedball

Clay Boss	\$1,399.00
Big Boss	\$1,660.18
Elite SQ	\$2,327.25
Artista (table top only)	\$694.64
Static Legs	\$115.34
Folding Legs	\$274.01
Foot Pedal	\$129.76

Pricing is subject to change. Call to check for updated availability & pricing



# POTTERY WHEELS



**Skutt Prodigy**


**\$1,792.25**

Pricing is subject to change. Call to check for updated availability & pricing


# SLAB ROLLERS



**NIDEC SHIMPO**  
30" x 50" Heavy Duty Slab Roller **\$1,300.05**



**NorthStar Equipment**  
24" Slab Roller Package **\$1,846.82**



**NorthStar Equipment**  
24" Polaris Portable Slab Roller  
**\$1,557.39**



**NorthStar Equipment**  
18" Portable Slab Roller **\$1,172.19**


**Extra Canvas Sets**

- 18" x 36" - \$53.33
- 24" x 36" - \$57.61
- 24" x 72" - \$89.39
- 30" x 36" - \$67.40
- 30" x 72" - \$99.12
- 36" x 36" - \$69.54



**Slab Mats**

- 12" x 14" (12 pack) - \$49.22
- 16" x 22" - \$12.31
- 22" x 50" - \$27.82
- 30" x 44" - \$30.76
- 30" x 50" - \$46.28



# EXTRUDERS



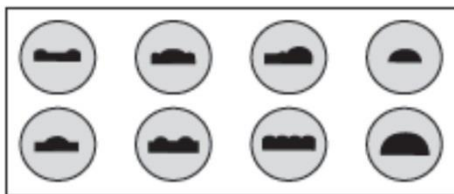
## NIDEC SHIMPO

Handheld Extruder **\$79.18**



Set of 8 Hollow Dies **\$55.64**

## Scott Creek Pottery



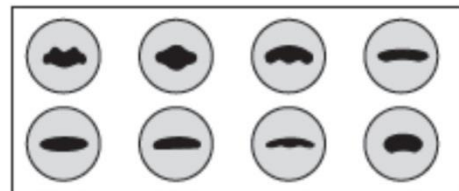
2" Tile Trim Acrylic Die Set **\$45.96**



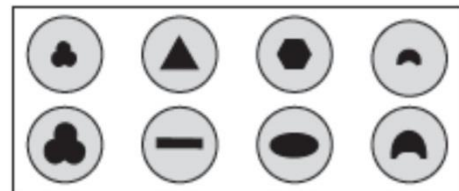
## NorthStar Equipment

Stainless Extruder  
wall mount w/12 dies 910 **\$787.79**  
Stainless Extruder Package  
wall mount w/24 dies 950(hollow dies) **\$923.41**

## Scott Creek Pottery



2" Handle Acrylic Die Set **\$42.95**



2" Shape/Coil Acrylic Die Set **\$45.96**

# EQUIPMENT



## Laguna Ware Cart

24" x 38" x 58" **\$454.75**

(6) 12" x 36" shelves included

Extra Ware Cart Shelves **\$7.66**



## NIDEC SHIMPO Banding Wheels

BW-30MC - **\$163.71**

BW-25HC - **\$139.10**

BW-25LC - **\$124.12**

BW-22LC - **\$92.02**

BW-18LC - **\$75.97**

Pricing is subject to change. Call to check for updated availability & pricing



# GLAZE MIXING



Bucket Sieve  
**\$48.10**



Test Sieve  
**\$35.63**



Talisman Sieve **\$313.83**  
(choose from mesh size 40, 60, 80, 100, or 120)



Replacement Sieves  
**\$59.87**



Replacement  
Brush  
**\$9.58**



Whisk  
**\$19.26**



2 Gallon Bucket w/lid  
**\$5.89**



Respirator (face portion)  
**\$26.75**



Vapor Filters  
**\$21.94**



Particle Filters  
**\$12.84**



Hydrometer 6"  
**\$19.26**



Hydrometer 11"  
**\$29.96**



Small Scoop **\$5.35**  
Medium Scoop **\$7.49**  
Large Scoop **\$8.56**



Dipping Tongs  
**\$17.92**